




This document helps you create a MyACT account and/or update any existing ACT account information you have so you can just use your MyACT account for everything.

You will use your MyACT® account to do the following:

- **Register** for test events
- **Prepare** for testing
- **View** and **Send** test scores
- **Explore** colleges and careers
- **Plan** for college
- **Purchase** ACT® test prep materials
- **Access** free ACT test prep materials

**MyACT** is mobile-accessible and friendly. You can view all results on a desktop, tablet, or mobile device.

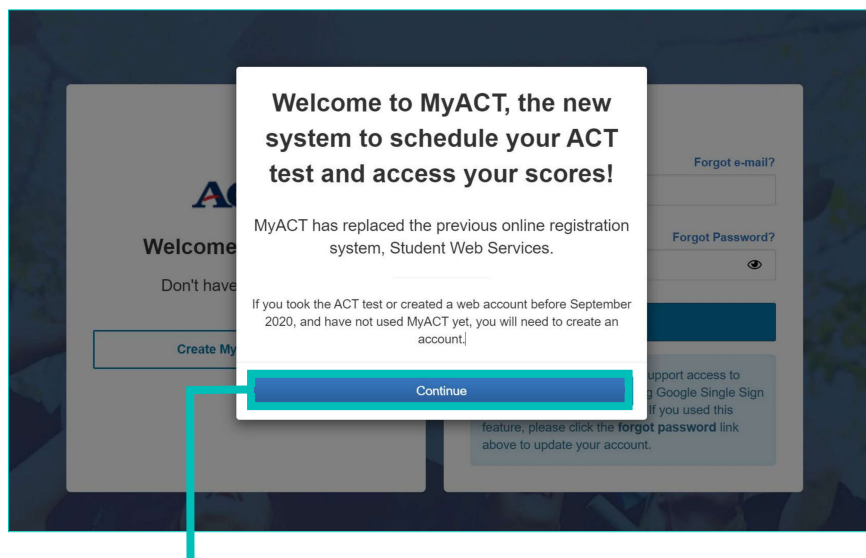


## Contents

Creating a MyACT Account for the First Time .....	2
You Have No Previous ACT Scores .....	2
You Have Previous ACT Scores .....	6
Removing Google Single-Sign-On for MyACT .....	9
Migrating an ACT Student Web Account to MyACT .....	10
You Forgot Your User ID or Password .....	12

## Creating a MyACT Account for the First Time

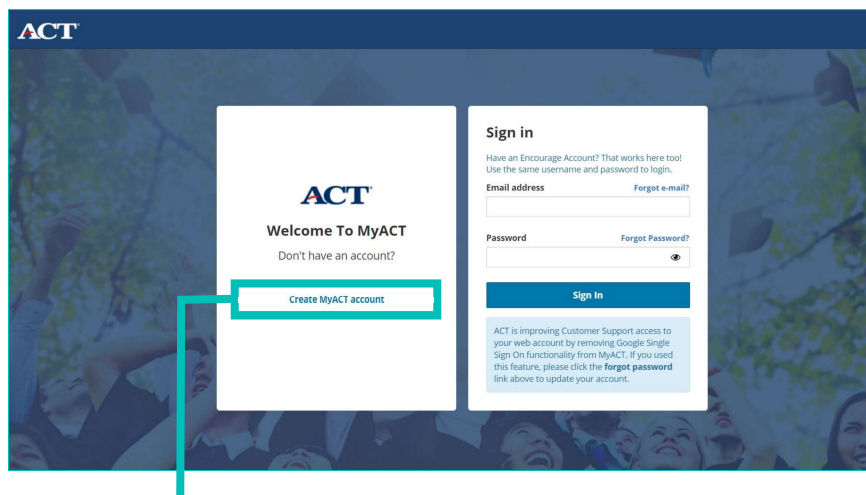
When you navigate to [my.act.org](https://my.act.org) for the first time, you will be greeted with a welcome screen that introduces MyACT.



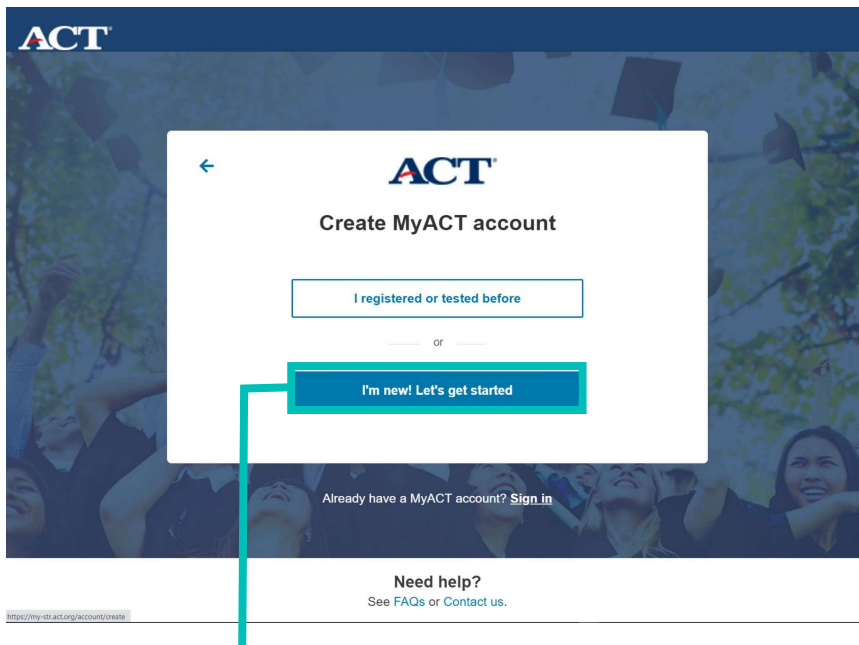
Select Continue to proceed.

## You Have No Previous Scores

After selecting Continue on the welcome screen at [myact.org](https://myact.org), you will be taken to a screen to create your MyACT account. If this is your first time creating a MyACT account **and you have no previous ACT scores**, follow these directions.



Select Create MyACT account to proceed.



Select I'm new! Let's get started.

Then enter the following information:

### Create your ACT account

Your ACT account lets you register for tests, access your scores, plan your future, and more. If you're helping a student register, enter the student's information below and see [information for parents](#). Great news! Creating a MyACT account automatically gives you an Encourage Account.

**Name on your photo ID (required)** ⓘ

First name is required

- Name on your photo ID

**Date of Birth (required)** ⓘ

Month
▼

Day

YYYY

- Date of Birth

**Email (required)** ⓘ

youremail@email.com

- Email

**Country (required)**

Select your country/region... ▼

- Country (Home address fields will appear based on country chosen.)


**Phone** ⓘ

☒ Mobile ☐ Home Landline ☐ Other Landline

Country Code ▼ Your phone number

- Phone

**Create a new Password (required)** ⓘ

Password 

- Create a new Password.

☐ I understand that by creating an account, I agree to the [ACT Terms & Conditions](#), and I consent to the processing of my personally identifying information, including the collection, use, transfer and disclosure of information, as described in the [ACT Privacy Policy](#).

**Non-US Users:** By checking the box and creating an account, you are also providing your consent to ACT to transfer your personally identifying information to the United States to ACT or a third party service provider for processing, where it will be subject to use and disclosure under the laws of the United States. You acknowledge and agree that it may also be accessible to law enforcement and national security authorities in the United States. Any questions about the [ACT Privacy Policy](#) or this notice should be directed to our Data Protection Official, Vice President, Data Management at [DPO@act.org](mailto:DPO@act.org)

- Check that you understand the ACT Privacy Policy.


To complete account creation, verify your account by email or text message. We will use your chosen method for any future password recovery.

 Verify by Email

 Verify by Text

Select Verify by Email or Verify by Text.

Select where you want your verification information sent.

Is this where we should send your verification? 

**sampleactstudent@mailinator.com**

 No — I'll fix it...

Yes — send it there! 

- If the information is incorrect, select No—I'll fix it . . .
- If the information is correct, select Yes—send it there!

Subject: **Action Required: Activate ACT Account** [Back To Inbox](#)  
To: **sampleactstudent**  
From: **identity-services@act.org**  
Received: **Mon Oct 26 2020 11:23:55 GMT-0500 (Central Daylight Time)**  
Sending IP: **54.240.14.57**  
Parts: [HTML](#) [Show Links](#)

Attachments: [\[Subscribe to receive Attachments\]](#)

Hi,  
Thanks for your interest in ACT! Your account verification code is:

**630220**

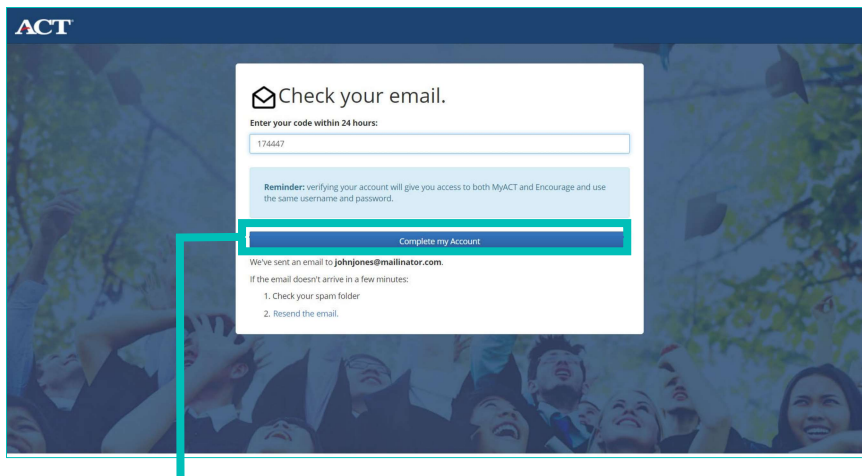
Enter the code into the page, or click the verification link to sign in with a new browser window.  
<https://my-str.act.org/account/verify/email?confirmationCode=630220&username=SAMPLEACTSTUDENT@MAILINATOR.COM&referrer=ACT-MYACT-PORTAL>

If you did not initiate this request, please ignore and delete this message.

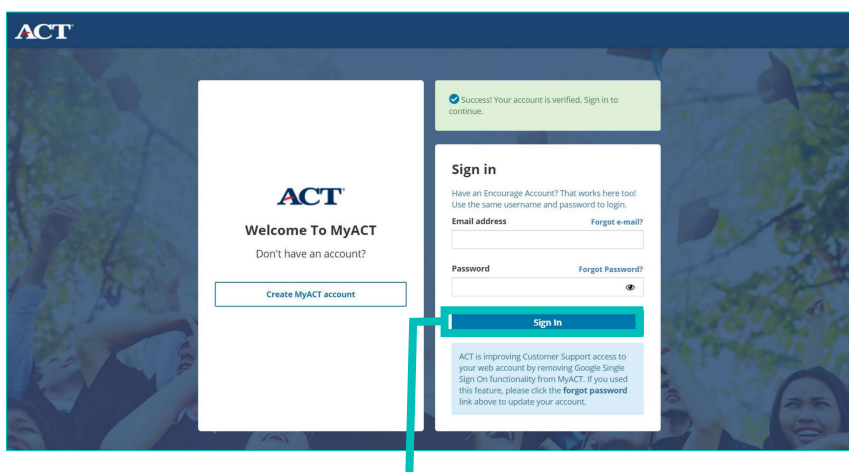
**Need Help?**

Visit [act.org/support](https://act.org/support) or call +1.319.337.1270, M-F 8 a.m. to 8 p.m. CT.

You will be sent a verification code that you will need to activate your account.



Enter the code that was sent to you, and then select Complete my Account.

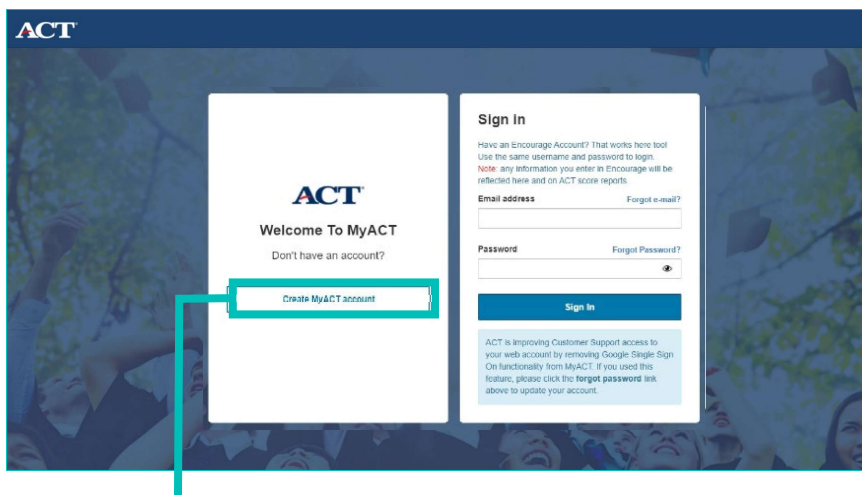


Once verification is complete, you can log into MyACT with your new account.

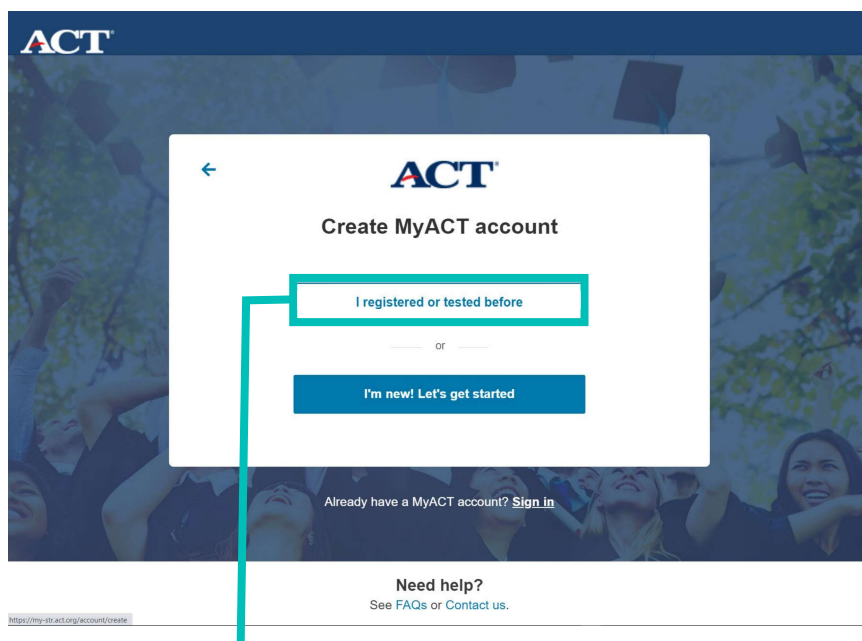
## You Have Previous Scores

After selecting Continue on the welcome screen at [myact.org](https://myact.org), you will be taken to a screen to create your MyACT account. If this is your first time creating a MyACT account **and you have previous ACT scores**, follow these directions.

*Note: Typically, this situation is for students who took the ACT through their school on a weekday and did not create a MyACT account. By creating a MyACT account, you will be able to access your ACT scores, plus all the features MyACT offers!*

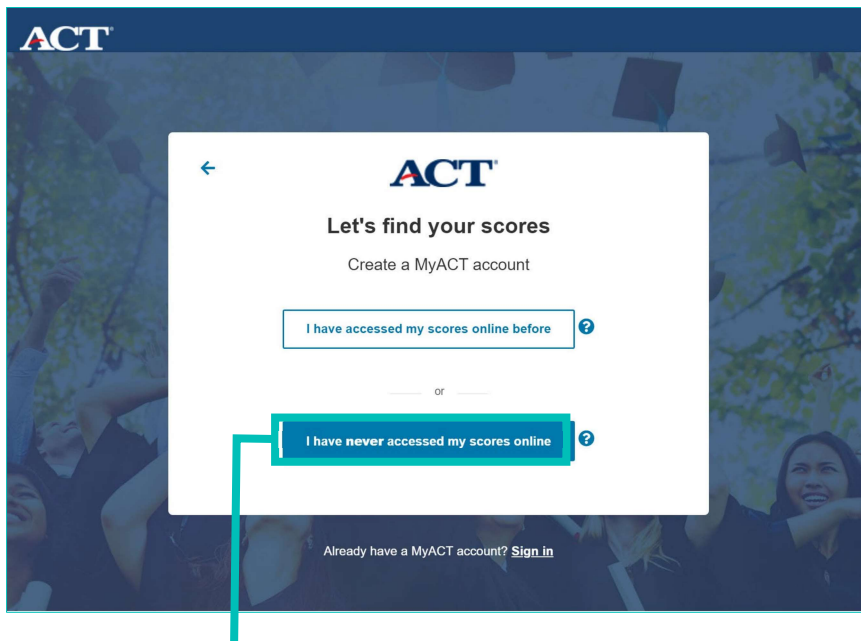


Select Create MyACT account to proceed.



Select I registered or tested before.





Select I have **never** accessed my scores online

Enter the following information to find your previous scores:

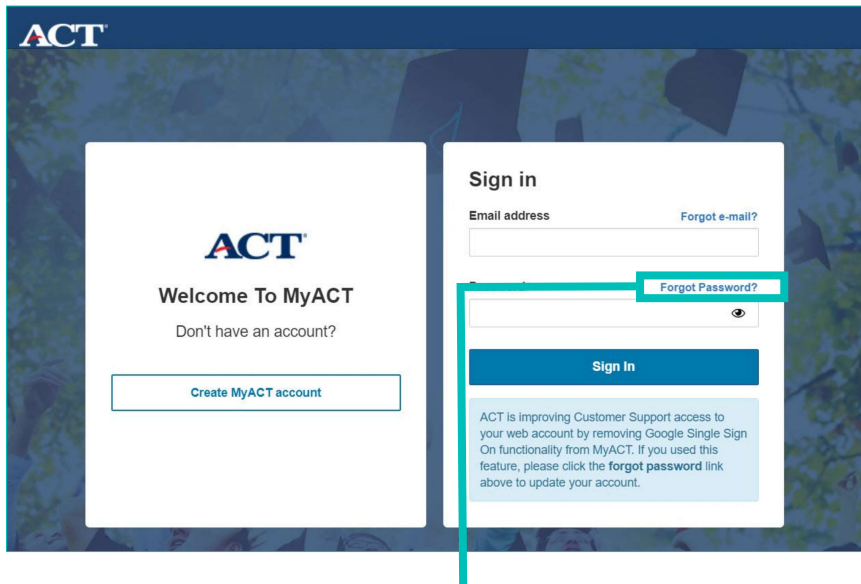
- Full Name
- Date of Birth
- ACT ID (found on your printed score report)
- Month and Year of Test

Select Continue

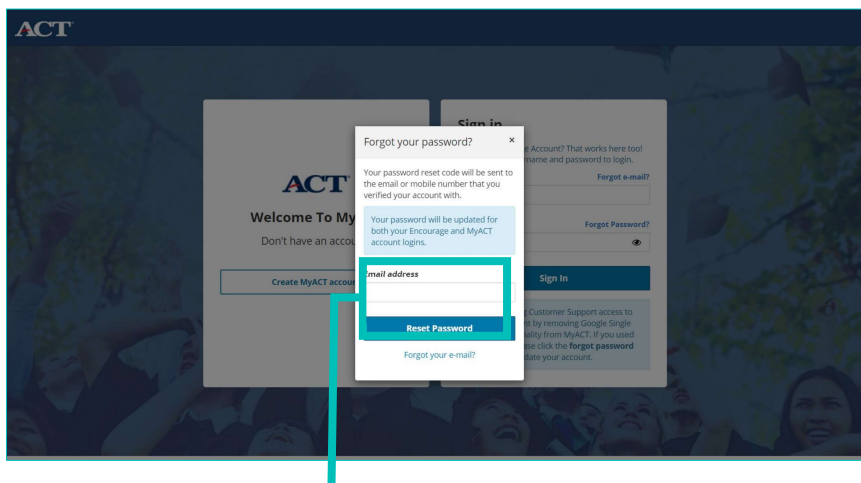


# Removing Google Single-Sign-On for MyACT

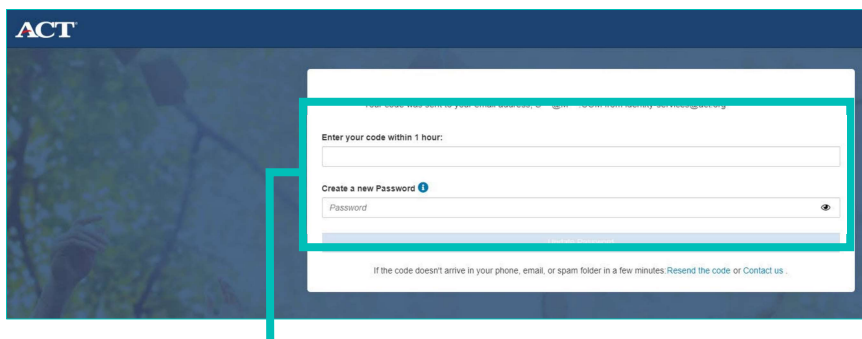
ACT is removing Google Single-Sign-On functionality from MyACT.



If you used this feature, please click the **Forgot Password?** link to update your account



Enter the email address you used to create your account and select **Reset Password**.

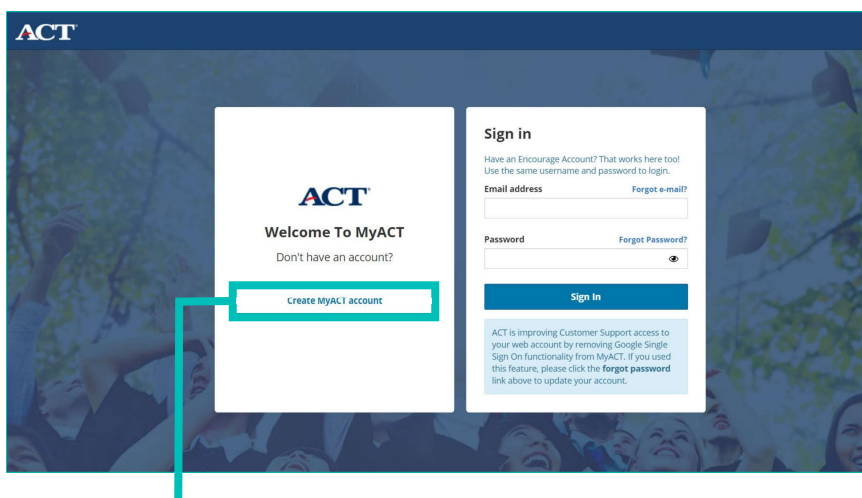


A code will be sent to the email address linked to your account. Input the code within one hour to update your password.

## Migrating an ACT Student Web Account to MyACT

After selecting Continue on the welcome screen at [myact.org](https://myact.org), you will be taken to a screen to create your MyACT account. If this is your first time creating a MyACT account **and you have an ACT student web account**, follow these directions.

***Note:** Your former ACT student web account will be migrated to MyACT. You will be able to access your ACT scores, plus all the features MyACT offers!*



Select Create MyACT account to proceed.

ACT

←

ACT

Create MyACT account

☐ I registered or tested before

or

☐ I'm new! Let's get started

Already have a MyACT account? [Sign in](#)

Need help?  
See [FAQs](#) or [Contact us](#).

<https://my-act.org/account/create>

Select I registered or tested before.

ACT

←

ACT

Let's find your scores

Create a MyACT account

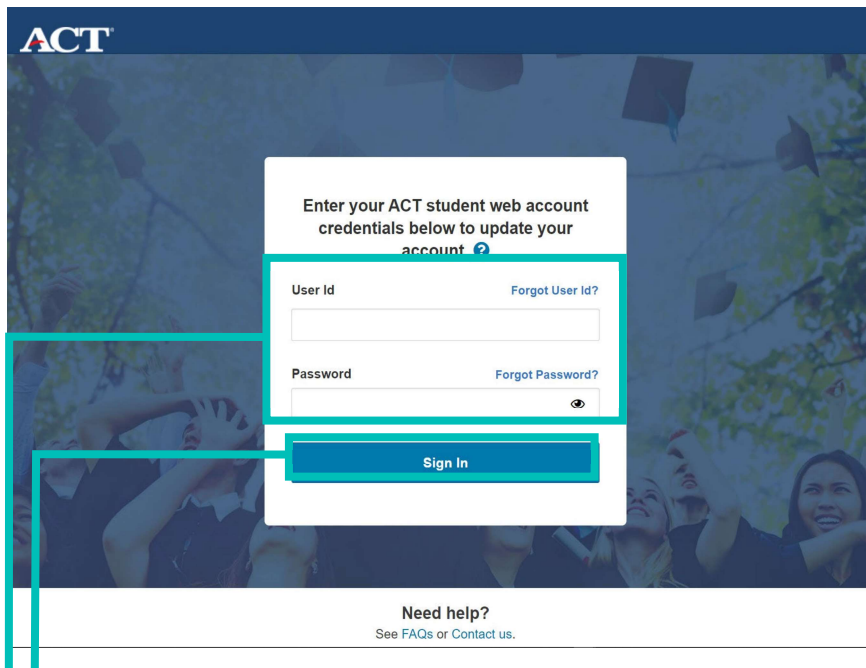
☐ I have accessed my scores online before ?

or

☐ I have **never** accessed my scores online ?

Already have a MyACT account? [Sign in](#)

Select I have accessed my scores online before.



The image shows the ACT student web account login page. At the top is the ACT logo. Below it is a white login box with a blue border. The box contains the text "Enter your ACT student web account credentials below to update your account" followed by a question mark icon. There are two input fields: "User Id" and "Password". To the right of the "User Id" field is a link "Forgot User Id?". To the right of the "Password" field is a link "Forgot Password?". Below the input fields is a blue "Sign In" button. At the bottom of the page, there is a link "Need help? See FAQs or Contact us."

ACT

Enter your ACT student web account credentials below to update your account ?

User Id [Forgot User Id?](#)

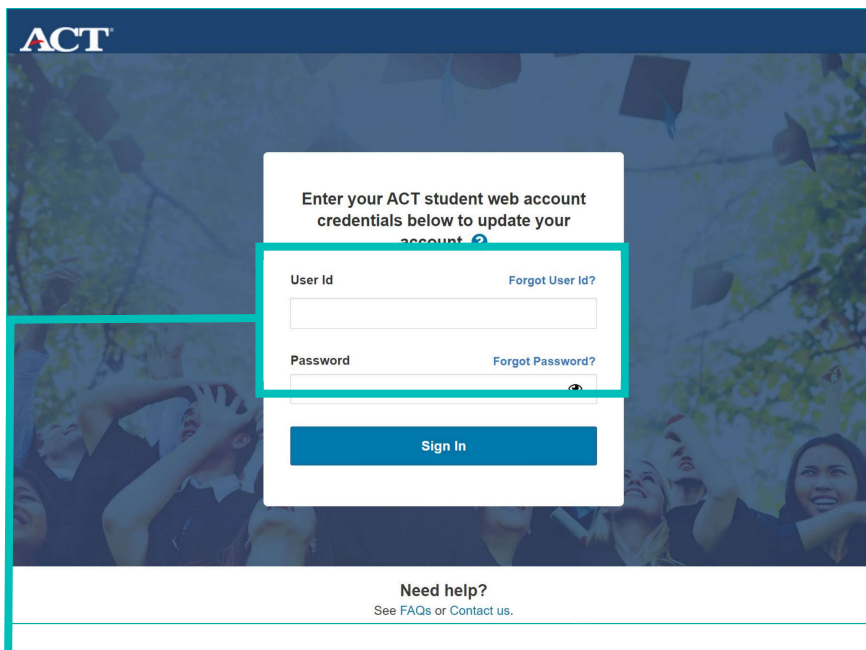
Password [Forgot Password?](#)

Sign In

Need help?  
See FAQs or Contact us.

Enter the User ID and Password you used with your ACT student web account.  
Select **Sign-in**.

## Forgot User ID or Password



This image is identical to the one above, showing the ACT student web account login page. It includes the ACT logo, the login box with the text "Enter your ACT student web account credentials below to update your account", the "User Id" and "Password" input fields, the "Forgot User Id?" and "Forgot Password?" links, the "Sign In" button, and the "Need help? See FAQs or Contact us." link at the bottom.

ACT

Enter your ACT student web account credentials below to update your account ?

User Id [Forgot User Id?](#)

Password [Forgot Password?](#)

Sign In

Need help?  
See FAQs or Contact us.

If you forgot your ACT student web account User ID or Password, select **Forgot User ID?** or **Forgot Password?**

**The ACT®**

## Forgot Your User ID?

To retrieve your User ID, enter your name and the email address ACT has for you. ACT will send your User ID to the email address on file.

Student's First Name

Student's Last Name

Email Address on File  [Has this changed?](#)

**Submit**

© 2019 by ACT, Inc. Terms of Use and Privacy Policy ACT Student Site | Contact Us

You will be redirected to a page that links to your ACT student web account where you can make the necessary changes. You will then use the updated credentials to login to MyACT and migrate your accounts.

- **Forgot User ID requires:**

- Student's First Name
- Student's Last Name
- Email Address on File

- **Forgot Password requires:**

- Student's User ID
- Email Address on File

**Notes:**

- *If you no longer have access to the email you used to create your ACT student web account, contact ACT for further assistance.*
- *You will not be able to sign into your old ACT student web accounts. You will only be able to update your login credentials.*